

MINI SPIDER CRANE

URW-295 (2.9t x 1.4m)

- Total width 0.6m
- Max working radius 8.41m
- Petrol powered with LPG and electric options
- Diesel powered with electric option
- Zero length increase with electric option (except diesel)
- Operator control of outrigger extension
- Radio remote control as standard
- Working area limitation
- Slew limitation (optional)
- Intelligent throttle activation for economy and ecology

Max Boom Length 8.65m

Max Lifting Height 8.8m

Capacity 2.9t x 1.4m

Weight 1850 - 2090kg
(Depending on fuel option)

Optional searcher
hook & fly jib

Capacity	700kg (max)
Length	1500mm
Weight	40kg
Tilt angles	0°, 20°, 40°, 60°



The URW-295 is the first mini crane available in Europe narrow enough to allow access through a standard doorframe,



but with almost 3 tonnes of lifting power. It also leads the way technically with an array of innovative safety features including a computer-controlled, intelligent voice warning system and the unique UNIC pressure compensation proportional valve, which allows multi-function radio remote control operation.

ADDITIONAL FEATURES



Radio remote control



Full safe load indicator

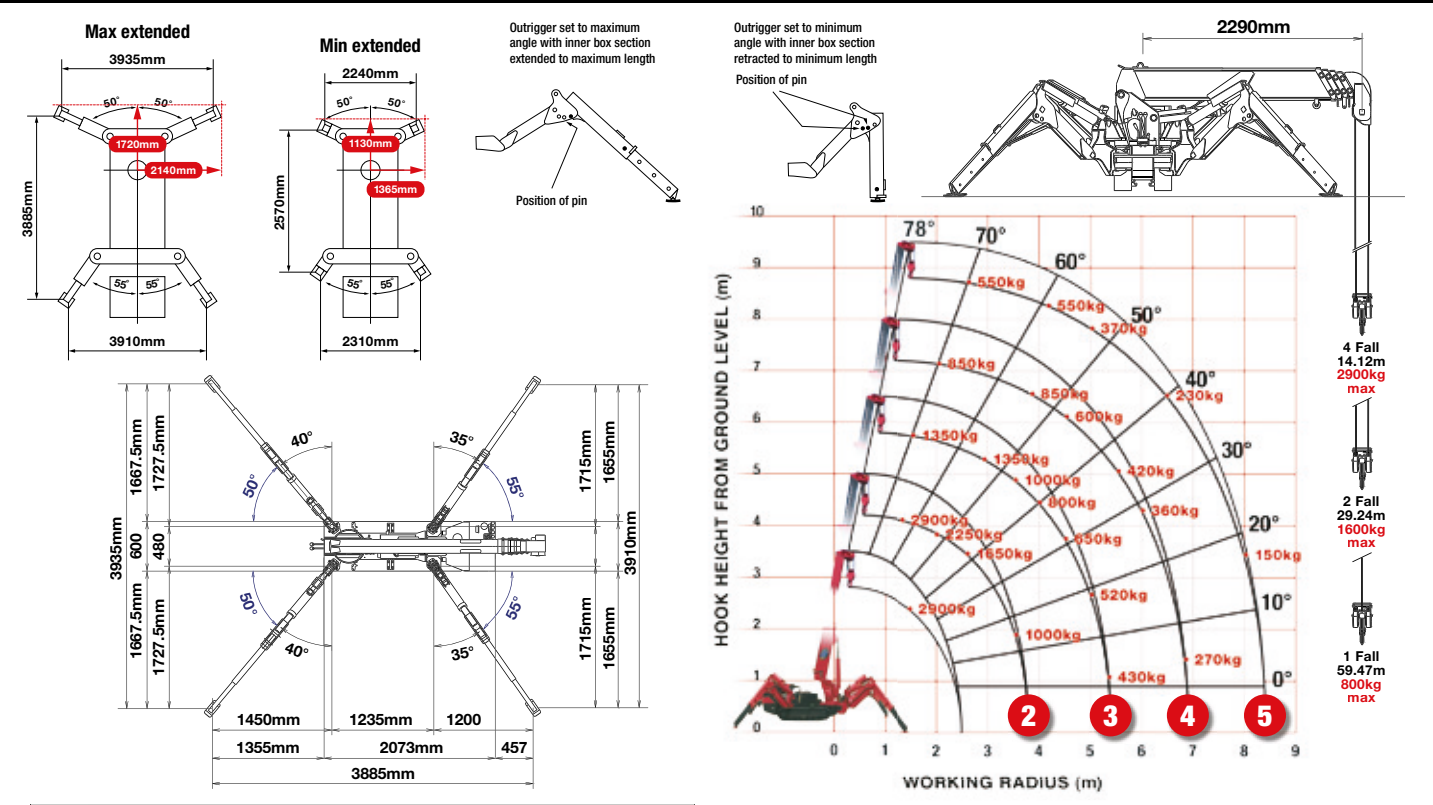
CRANE SPECIFICATIONS

Crane capacity	capacity:	2.9t x 1.4m
Max working radius	max:	8.41m
Max lifting height	approx:	8.8m (9.8m with fly jib, 10.47m with fixed hook)
Rope length	max:	14.12m (4 fall), 29.24m (2 fall), 59.47m (1 fall)
Dimensions	folded:	2690mm (2905mm diesel & electrical dual) (l) x 600mm (w) x 1375mm (h)
Weight	unladen:	1850kg (1950kg with electric option, 1920kg with diesel option, 2090kg with diesel and electric dual option)
Point loadings	Due to the many variables involved, point loadings are only available on request	
Hook speed	approx:	10m/min (with 4 layers and 4 falls)
Telescopic system	boom length:	2.53 - 8.65m
	telescoping speed:	6.12m/20 seconds
	boom type:	5 section hydraulically telescoping boom, hexagonal box construction
Derricking angle/speed	approx:	0 - 78°/11 seconds
Slewing angle/speed	approx:	360° (continuous) 1.5min rpm
Traction system	drive:	hydrostatic, stepless forward and reverse
	travel speed:	0 - 2.3km/h
	gradeability:	± 20° (vertical) 10° (traverse)
	track ground length:	1050mm
	track ground pressure:	48kPa (0.49kg/cm²)
	track width:	180mm
Engine	manufacturer:	Mitsubishi (Kubota diesel)
	fuel:	petrol with LPG and electric options, diesel with electric option
	maximum output:	9.6kW (13PS) / 2000min rpm
	starting method:	electric and recoil start as standard
	tank capacity:	6 litres petrol, 9 litres diesel
Electric motor	power:	3.7kW
	voltage:	400v AC 50/60Hz
Standard equipment	computer controlled moment limiter (safe load indicator), radio remote control, overwinding alarm, computer controlled intelligent voice warning system, multi-function operation by radio remote control, intelligent throttle activation, automatic hook stow, overload warning alarms, overload warning lamps, working area limitation	
Optional equipment	1 fall hook block, 2 fall hook block, LPG dual power, mains electric dual power (400v), diesel engine, low marking tracks, slew limitation, searcher hook small 300kg, searcher hook 700kg, fly jib 700kg with single part line, radio remote control with feedback display (with i3000 SLI) and data logging	

MINI SPIDER CRANE

ElementPartner

RATED LOADS & OUTRIGGER POSITIONS



SECOND STAGE EXTENDED 2.53 - 4.075M BOOM LENGTH

Working radius		m	up to 1.0	1.4	1.5	1.8	2.0	2.5	3.0	3.5	3.835
Outrigger	Max-extended	kg	2,900	2,900	2,650	2,250	2,050	1,650	1,300	1,000	900
	Min-extended	kg	2,000	2,000	2,000	1,450	1,100	650	490	350	250

THIRD STAGE EXTENDED 4.075 - 5.61M BOOM LENGTH

Working radius		m	up to 2.2	2.5	2.9	3.0	3.5	4.0	4.5	5.0	5.37
Outrigger	Max-extended	kg	1,350	1,350	1,350	1,250	1,000	800	650	520	430
	Min-extended	kg	800	650	530	500	380	280	220	160	120

FOURTH STAGE EXTENDED 5.61 - 7.13M BOOM LENGTH

Working radius		m	up to 3.3	3.8	4.0	4.5	5.0	5.5	6.0	6.5	6.89
Outrigger	Max-extended	kg	850	850	750	600	500	420	360	320	270
	Min-extended	kg	420	340	300	250	190	140	100	80	60

FIFTH STAGE EXTENDED 7.13 - 8.65M BOOM LENGTH

Working radius		m	up to 3.8	4.1	4.5	5.0	5.5	6.0	6.5	7.0	8.0	8.41
Outrigger	Max-extended	kg	550	550	450	370	310	270	230	200	150	130
	Min-extended	kg	350	290	250	200	160	130	100	70	40	30

SEARCHER HOOK SMALL - 300kg

Stowed position

In operation

Lifting capacity 300kg (max)

Length 500mm

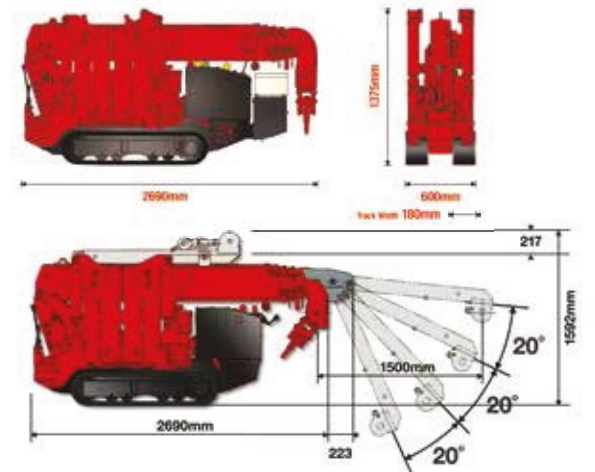
Weight 15kg

Tilt angles 0°, 20°, 40°, 60°

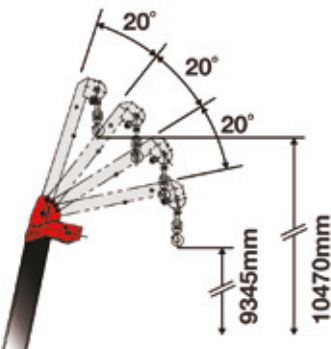
DIMENSIONS

SEARCHER HOOK

FLY JIB



Maximum Load 500kg - 700kg
(radius rated)



Maximum Load 400kg - 700kg
(angle rated)

